

Yamaha R6-Dunlop-Cup

Sektorzeiten Rennen

3 Lucy Glöckner , Yamaha YZF R 6 / GER

theoretical besttime: 1:37.276

Lap	Time	S1	S2	S3	Vmax	Lap	Time	S1	S2	S3	Vmax
1	1:44.052	27.189	45.548	31.315	197	8	1:37.863	23.577	43.411	30.875	200
2	1:38.778	23.734	44.053	30.991	197	9	1:37.977	23.556	43.626	30.795	199
3	1:38.567	23.682	43.980	30.905	204	10	1:37.589	23.534	43.290	30.765	201
4	1:37.937	23.538	43.433	30.966	205	11	1:37.351	23.450	43.181	30.720	209
5	1:37.958	23.542	43.650	30.766	193	12	1:37.715	23.523	43.259	30.933	211
6	1:38.007	23.381	43.585	31.041	207	13	1:37.401	23.375	43.271	30.755	206
7	1:37.664	23.439	43.308	30.917	205						

7 Toprak Razgatlioglu , Yamaha YZF R 6 / TUR

theoretical besttime: 1:37.809

Lap	Time	S1	S2	S3	Vmax	Lap	Time	S1	S2	S3	Vmax
1	1:48.044	28.756	47.422	31.866	188	8	1:38.185	23.434	43.727	31.024	210
2	1:39.691	23.760	44.362	31.569	210	9	1:38.438	23.429	43.638	31.371	207
3	1:38.777	23.467	43.990	31.320	210	10	1:38.197	23.562	43.370	31.265	208
4	1:38.617	23.505	43.910	31.202	209	11	1:38.141	23.592	43.457	31.092	202
5	1:38.622	23.415	43.991	31.216	209	12	1:38.833	23.471	44.022	31.340	213
6	1:38.902	23.902	43.884	31.116	210	13	1:38.900	23.475	43.877	31.548	213
7	1:38.408	23.685	43.626	31.097	203						

10 Jesko Raffin , Yamaha YZF R 6 / SUI

theoretical besttime: 1:37.519

Lap	Time	S1	S2	S3	Vmax	Lap	Time	S1	S2	S3	Vmax
1	1:41.278	25.896	44.222	31.160	207	8	1:38.010	23.706	43.271	31.033	211
2	1:38.161	23.731	43.526	30.904	216	9	1:37.882	23.587	43.206	31.089	213
3	1:38.240	23.803	43.561	30.876	211	10	1:37.673	23.563	43.223	30.887	209
4	1:37.958	23.729	43.382	30.847	215	11	1:38.187	23.738	43.395	31.054	203
5	1:37.732	23.701	43.281	30.750	216	12	1:38.035	23.624	43.396	31.015	205
6	1:37.723	23.666	43.259	30.798	209	13	1:38.019	23.758	43.265	30.996	207
7	1:37.745	23.663	43.261	30.821	210						

11 Patrick Vincon , Yamaha YZF R 6 / GER

theoretical besttime: 1:37.348

Lap	Time	S1	S2	S3	Vmax	Lap	Time	S1	S2	S3	Vmax
1	1:44.125	27.299	45.240	31.586	195	8	1:37.669	23.633	43.231	30.805	208
2	1:39.062	23.989	44.258	30.815	205	9	1:38.094	23.588	43.460	31.046	210
3	1:38.987	23.588	44.465	30.934	202	10	1:38.014	23.446	43.897	30.671	206
4	1:38.497	23.747	43.913	30.837	200	11	1:38.027	23.771	43.509	30.747	205
5	1:38.123	23.678	43.761	30.684	203	12	1:37.962	23.792	43.454	30.716	206
6	1:37.757	23.636	43.414	30.707	213	13	1:37.646	23.689	43.243	30.714	208
7	1:37.964	23.559	43.489	30.916	208						

13 Ville Valtonen , Yamaha YZF R 6 / FIN

theoretical besttime: 1:38.285

Lap	Time	S1	S2	S3	Vmax	Lap	Time	S1	S2	S3	Vmax
1	1:45.716	28.479	45.435	31.802	196	8	1:38.476	23.898	43.509	31.069	208
2	1:40.591	24.513	44.620	31.458	198	9	1:42.099	23.841	43.560	34.698	204
3	1:39.474	23.901	44.198	31.375	205	10	1:39.859	24.266	43.647	31.946	207
4	1:39.078	23.821	44.115	31.142	203	11	1:38.647	23.802	43.716	31.129	205
5	1:39.146	23.811	44.138	31.197	198	12	1:38.653	24.039	43.416	31.198	207
6	1:39.023	23.950	43.804	31.269	202	13	1:38.691	24.019	43.540	31.132	208
7	1:38.972	23.800	43.962	31.210	198						

16 Johannes Kanzler , Yamaha YZF R 6 / GER

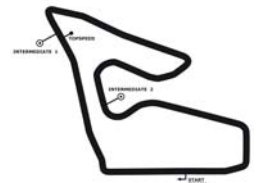
theoretical besttime: 1:41.454

Lap	Time	S1	S2	S3	Vmax	Lap	Time	S1	S2	S3	Vmax
1	1:53.697	31.585	48.517	33.595	185	8	1:42.985	24.597	45.387	33.001	204
2	1:44.271	24.980	46.088	33.203	197	9	1:43.060	24.548	45.548	32.964	194
3	1:43.559	24.664	45.971	32.924	199	10	1:42.811	25.013	45.181	32.617	198
4	1:43.278	24.604	45.655	33.019	197	11	1:42.393	24.584	45.103	32.706	204
5	1:42.991	24.797	45.376	32.818	201	12	1:42.207	24.645	45.173	32.389	200
6	1:42.922	24.548	45.549	32.825	206	13	1:41.454	24.424	44.654	32.376	210
7	1:42.721	24.490	45.436	32.795	205						

17 Manou Antweiler , Yamaha YZF R 6 / GER

theoretical besttime: 1:38.086

Lap	Time	S1	S2	S3	Vmax	Lap	Time	S1	S2	S3	Vmax
1	1:45.328	27.920	45.682	31.726	195	8	1:38.277	23.603	43.772	30.902	200



Yamaha R6-Dunlop-Cup

Sektorzeiten Rennen

Lap	Time	S1	S2	S3	Vmax	Lap	Time	S1	S2	S3	Vmax
2	1:40.061	23.903	44.662	31.496	192	9	1:41.877	23.731	44.023	34.123	203
3	1:39.932	23.620	44.836	31.476	207	10	1:39.389	24.214	44.044	31.131	200
4	1:39.078	23.718	44.018	31.342	196	11	1:38.371	23.734	43.742	30.895	203
5	1:39.071	23.664	44.231	31.176	205	12	1:38.699	23.835	43.721	31.143	196
6	1:39.320	23.588	44.309	31.423	199	13	1:38.882	23.470	44.152	31.260	204
7	1:38.896	23.880	43.925	31.091	196						

19 Frank Jurisch , Yamaha YZF R 6 / GER

theoretical besttime: 1:39.928

Lap	Time	S1	S2	S3	Vmax	Lap	Time	S1	S2	S3	Vmax
1	1:50.863	30.773	47.295	32.795	191	8	1:41.143	24.461	44.410	32.272	199
2	1:41.233	24.579	45.122	31.532	199	9	1:41.239	24.512	44.547	32.180	192
3	1:40.805	24.214	44.904	31.687	199	10	1:40.962	24.408	44.513	32.041	188
4	1:41.568	24.522	45.272	31.774	204	11	1:41.265	24.480	44.747	32.038	188
5	1:40.811	24.335	44.944	31.532	189	12	1:40.455	24.315	44.466	31.674	202
6	1:40.796	24.311	44.739	31.746	197	13	1:39.928	24.132	44.298	31.498	203
7	1:40.495	24.385	44.325	31.785	198						

23 Toni Riedel , Yamaha YZF R 6 / GER

theoretical besttime: 1:37.571

Lap	Time	S1	S2	S3	Vmax	Lap	Time	S1	S2	S3	Vmax
1	1:46.029	28.384	45.861	31.784	199	8	1:38.177	23.921	43.362	30.894	207
2	1:39.200	24.097	44.121	30.982	208	9	1:38.655	23.756	43.791	31.108	203
3	1:38.983	23.646	44.146	31.191	206	10	1:38.585	23.780	43.834	30.971	205
4	1:38.143	23.720	43.743	30.680	204	11	1:38.811	23.766	43.920	31.125	207
5	1:38.187	23.816	43.662	30.709	201	12	1:38.346	23.652	43.782	30.912	207
6	1:38.342	23.529	43.964	30.849	203	13	1:37.961	23.723	43.499	30.739	209
7	1:38.261	23.648	43.766	30.847	213						

26 Danny Märztz , Yamaha YZF R 6 / GER

theoretical besttime: 1:39.019

Lap	Time	S1	S2	S3	Vmax	Lap	Time	S1	S2	S3	Vmax
1	1:45.830	28.820	45.493	31.517	202	8	1:40.567	24.030	45.058	31.479	198
2	1:39.842	24.289	44.284	31.269	206	9	1:41.706	24.503	45.059	32.144	185
3	1:39.513	23.992	44.275	31.246	204	10	1:43.190	24.801	46.208	32.181	169
4	1:39.347	23.958	44.284	31.105	202	11	1:41.960	24.436	45.407	32.117	187
5	1:39.635	23.945	44.479	31.211	200	12	1:41.757	24.805	45.019	31.933	186
6	1:39.046	23.894	44.067	31.085	202	13	1:42.460	25.306	45.140	32.014	183
7	1:39.330	24.051	44.040	31.239	193						

27 Emrah Kiygan , Yamaha YZF R 6 / TUR

theoretical besttime: 1:38.827

Lap	Time	S1	S2	S3	Vmax	Lap	Time	S1	S2	S3	Vmax
1	1:49.705	29.683	47.070	32.952	193	8	1:39.632	23.737	44.205	31.690	207
2	1:41.111	23.941	45.308	31.862	198	9	1:38.928	23.728	43.843	31.357	211
3	1:41.273	23.899	45.138	32.236	190	10	1:39.720	23.882	44.415	31.423	209
4	1:41.716	24.557	45.315	31.844	204	11	1:39.769	23.846	44.219	31.704	204
5	1:39.763	23.739	44.405	31.619	203	12	1:40.873	23.882	44.894	32.097	195
6	1:39.833	23.938	44.236	31.659	203	13	1:45.147	24.108	48.334	32.705	205
7	1:39.702	23.627	44.532	31.543	204						

32 Joel Bigler , Yamaha YZF R 6 / SUI

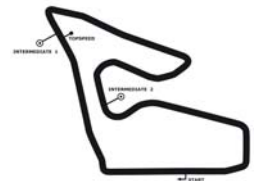
theoretical besttime: 1:39.089

Lap	Time	S1	S2	S3	Vmax	Lap	Time	S1	S2	S3	Vmax
1	1:49.891	29.812	47.494	32.585	192	8	1:39.514	24.040	44.169	31.305	202
2	1:41.082	24.172	45.223	31.687	203	9	1:40.271	24.177	44.367	31.727	200
3	1:41.416	23.819	46.104	31.493	204	10	1:39.413	23.962	44.136	31.315	204
4	1:39.645	23.819	44.524	31.302	207	11	1:39.728	23.891	44.539	31.298	199
5	1:39.295	23.779	44.257	31.259	200	12	1:39.739	24.002	44.436	31.301	204
6	1:39.589	23.946	44.185	31.458	198	13	1:39.262	23.950	44.138	31.174	200
7	1:39.451	23.965	44.195	31.291	207						

34 Andreas Klambauer , Yamaha YZF R 6 / AUT

theoretical besttime: 1:37.998

Lap	Time	S1	S2	S3	Vmax	Lap	Time	S1	S2	S3	Vmax
1	1:44.988	28.319	45.232	31.437	200	8	1:38.936	23.842	44.019	31.075	208
2	1:39.217	24.000	43.982	31.235	209	9	1:40.008	23.933	43.554	32.521	206
3	1:38.958	23.822	44.020	31.116	217	10	1:38.602	23.900	43.608	31.094	203



Yamaha R6-Dunlop-Cup

Sektorzeiten Rennen

Lap	Time	S1	S2	S3	Vmax	Lap	Time	S1	S2	S3	Vmax
4	1:38.771	24.007	43.843	30.921	206	11	1:38.657	23.909	43.580	31.168	212
5	1:38.344	23.820	43.741	30.783	214	12	1:39.382	23.786	44.219	31.377	212
6	1:39.069	23.700	44.415	30.954	204	13	1:39.233	23.736	43.533	31.964	206
7	1:38.164	23.706	43.515	30.943	204						

35 Baris Tok , Yamaha YZF R 6 / TUR

theoretical besttime: 1:39.230

Lap	Time	S1	S2	S3	Vmax	Lap	Time	S1	S2	S3	Vmax
1	1:48.863	29.380	47.175	32.308	196	8	1:39.864	23.894	44.321	31.649	206
2	1:41.289	24.239	45.069	31.981	210	9	1:39.606	24.048	43.935	31.623	205
3	1:40.567	24.178	44.361	32.028	203	10	1:39.760	23.947	44.293	31.520	204
4	1:40.061	23.905	44.392	31.764	207	11	1:39.565	23.925	44.120	31.520	204
5	1:40.062	24.210	44.100	31.752	205	12	1:39.993	24.152	44.155	31.686	208
6	1:40.043	23.998	44.325	31.720	202	13	1:39.746	24.122	44.223	31.401	204
7	1:40.692	24.226	44.604	31.862	196						

41 Marc Kreutzfeldt , Yamaha YZF R 6 / GER

theoretical besttime:

Lap	Time	S1	S2	S3	Vmax	Lap	Time	S1	S2	S3	Vmax
1	1:50.177	30.293	47.376	32.508	189						

44 Matthew Binns , Yamaha YZF R 6 / CAN

theoretical besttime: 1:38.003

Lap	Time	S1	S2	S3	Vmax	Lap	Time	S1	S2	S3	Vmax
1	1:48.290	28.864	47.053	32.373	203	5	1:40.076	24.362	44.477	31.237	202
2	1:41.089	24.555	44.975	31.559	194	6	1:38.908	24.082	43.974	30.852	205
3	1:39.713	24.092	44.439	31.182	189	7	1:38.009	23.901	43.269	30.839	202
4	1:39.422	23.895	44.356	31.171	196						

45 Gerry Wegmann , Yamaha YZF R 6 / SUI

theoretical besttime: 1:39.036

Lap	Time	S1	S2	S3	Vmax	Lap	Time	S1	S2	S3	Vmax
1	1:48.004	29.363	46.562	32.079	192	8	1:39.262	24.175	43.719	31.368	211
2	1:42.268	25.349	44.954	31.965	204	9	1:39.896	24.213	43.941	31.742	205
3	1:40.148	24.464	44.247	31.437	201	10	1:39.435	24.212	43.998	31.225	207
4	1:40.474	24.442	44.482	31.550	209	11	1:40.177	24.322	44.170	31.685	207
5	1:40.074	24.530	43.894	31.650	205	12	1:40.450	24.207	44.621	31.622	209
6	1:40.222	24.647	44.263	31.312	203	13	1:39.087	24.190	43.636	31.261	208
7	1:40.023	24.266	44.417	31.340	205						

46 Reto-Luc Wiederkehr , Yamaha YZF R 6 / SUI

theoretical besttime: 1:41.845

Lap	Time	S1	S2	S3	Vmax	Lap	Time	S1	S2	S3	Vmax
1	1:51.944	30.701	48.174	33.069	189	8	1:42.388	24.793	45.157	32.438	196
2	1:45.416	24.943	46.285	34.188	192	9	1:42.512	24.742	45.340	32.430	196
3	1:43.554	24.931	45.857	32.766	203	10	1:42.345	24.734	45.169	32.442	195
4	1:42.988	24.688	45.649	32.651	191	11	1:42.475	24.634	45.498	32.343	198
5	1:42.979	24.919	45.539	32.521	196	12	1:42.328	24.470	45.406	32.452	199
6	1:42.347	24.741	45.255	32.351	200	13	1:42.220	24.513	45.335	32.372	186
7	1:42.083	24.708	45.126	32.249	200						

47 Marc Buchner , Yamaha YZF R 6 / GER

theoretical besttime: 1:38.548

Lap	Time	S1	S2	S3	Vmax	Lap	Time	S1	S2	S3	Vmax
1	1:47.312	28.711	46.427	32.174	201	8	1:39.251	23.904	44.002	31.345	205
2	1:40.779	24.090	44.932	31.757	205	9	1:39.615	24.073	43.871	31.671	210
3	1:39.593	23.855	44.182	31.556	206	10	1:39.494	24.059	43.939	31.496	208
4	1:38.668	23.879	43.699	31.090	209	11	1:39.792	24.222	44.242	31.328	199
5	1:38.612	23.876	43.603	31.133	213	12	1:39.993	24.332	44.139	31.522	204
6	1:38.867	23.983	43.715	31.169	206	13	1:39.351	24.036	43.824	31.491	204
7	1:39.043	24.163	43.750	31.130	204						

48 Yevgen Sokolovskiy , Yamaha YZF R 6 / UKR

theoretical besttime: 1:43.151

Lap	Time	S1	S2	S3	Vmax	Lap	Time	S1	S2	S3	Vmax
1	1:53.511	31.294	48.100	34.117	190	8	1:43.470	25.080	45.820	32.570	192
2	1:45.865	25.574	47.085	33.206	196	9	1:43.722	24.947	45.895	32.880	191
3	1:44.722	25.035	46.573	33.114	195	10	1:44.376	25.256	46.102	33.018	188



Yamaha R6-Dunlop-Cup

Sektorzeiten Rennen

Lap	Time	S1	S2	S3	Vmax	Lap	Time	S1	S2	S3	Vmax
4	1:44.317	25.208	46.165	32.944	193	11	1:44.334	25.089	46.428	32.817	189
5	1:46.153	25.713	46.995	33.445	193	12	1:43.760	25.101	45.634	33.025	193
6	1:44.499	25.085	46.404	33.010	188	13	1:43.995	25.029	46.009	32.957	189
7	1:44.175	25.315	45.998	32.862	192						

49 Maik Strässle , Yamaha YZF R 6 / SUI

theoretical besttime: 1:37.909

Lap	Time	S1	S2	S3	Vmax	Lap	Time	S1	S2	S3	Vmax
1	1:47.189	29.090	46.286	31.813	193	6	1:38.939	23.641	44.061	31.237	201
2	1:40.452	24.005	44.668	31.779	202	7	1:39.054	23.965	44.012	31.077	199
3	1:39.798	23.866	44.430	31.502	201	8	1:38.802	24.378	43.550	30.874	208
4	1:40.329	23.691	45.132	31.506	205	9	1:39.305	23.487	44.251	31.567	209
5	1:39.199	23.767	44.081	31.351	198	10	1:38.726	23.990	43.864	30.872	197

52 Marko Visak , Yamaha YZF R 6 / CRO

theoretical besttime: 1:39.476

Lap	Time	S1	S2	S3	Vmax	Lap	Time	S1	S2	S3	Vmax
1	1:50.391	30.535	46.963	32.893	187	8	1:39.814	24.169	43.980	31.665	197
2	1:41.107	24.520	44.890	31.697	204	9	1:40.367	24.151	44.197	32.019	199
3	1:40.846	24.248	44.437	32.161	195	10	1:40.801	24.186	44.608	32.007	205
4	1:41.917	24.542	45.246	32.129	193	11	1:40.657	24.256	44.656	31.745	194
5	1:39.775	24.005	44.133	31.637	200	12	1:41.357	24.095	44.786	32.476	196
6	1:40.079	24.133	44.405	31.541	197	13	1:40.624	24.281	44.685	31.658	197
7	1:40.162	24.062	44.609	31.491	203						

54 Ivan Visak , Yamaha YZF R 6 / CRO

theoretical besttime: 1:38.527

Lap	Time	S1	S2	S3	Vmax	Lap	Time	S1	S2	S3	Vmax
1	1:47.436	28.695	46.973	31.768	188	8	1:39.445	23.877	44.501	31.067	197
2	1:41.460	24.673	45.193	31.594	186	9	1:39.375	23.844	43.964	31.567	199
3	1:39.537	23.738	44.718	31.081	198	10	1:38.864	23.883	43.803	31.178	198
4	1:39.776	23.889	44.569	31.318	198	11	1:39.333	23.771	44.090	31.472	198
5	1:39.753	24.145	44.428	31.180	188	12	1:39.794	23.749	44.553	31.492	197
6	1:39.457	24.233	43.886	31.338	203	13	1:40.013	23.657	44.776	31.580	194
7	1:39.180	24.030	43.987	31.163	196						

57 Koen Zeelen , Yamaha YZF R 6 / NED

theoretical besttime: 1:37.329

Lap	Time	S1	S2	S3	Vmax	Lap	Time	S1	S2	S3	Vmax
1	1:41.804	26.216	44.365	31.223	209	8	1:38.047	23.626	43.507	30.914	196
2	1:39.109	23.686	44.071	31.352	207	9	1:38.228	23.619	43.791	30.818	208
3	1:38.799	23.932	43.692	31.175	210	10	1:38.344	23.769	43.535	31.040	204
4	1:38.923	23.758	43.843	31.322	208	11	1:37.493	23.593	43.149	30.751	209
5	1:38.462	23.761	43.748	30.953	205	12	1:38.217	23.732	43.553	30.932	212
6	1:38.398	23.602	43.752	31.044	204	13	1:37.912	23.461	43.498	30.953	206
7	1:37.989	23.616	43.117	31.256	206						

63 Philippe von Gunten , Yamaha YZF R 6 / SUI

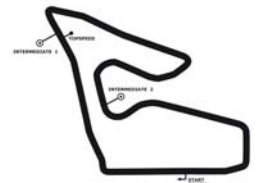
theoretical besttime: 1:37.718

Lap	Time	S1	S2	S3	Vmax	Lap	Time	S1	S2	S3	Vmax
1	1:43.140	26.820	44.861	31.459	196	8	1:38.211	23.704	43.564	30.943	207
2	1:39.305	23.797	44.366	31.142	198	9	1:39.444	23.711	44.813	30.920	210
3	1:39.262	23.826	44.393	31.043	203	10	1:38.562	23.781	43.787	30.994	193
4	1:38.925	23.843	44.133	30.949	203	11	1:38.258	23.773	43.917	30.568	197
5	1:38.925	23.837	44.055	31.033	194	12	1:38.129	23.621	43.770	30.738	203
6	1:38.614	23.702	43.896	31.016	205	13	1:37.946	23.609	43.541	30.796	208
7	1:38.315	23.689	43.781	30.845	208						

67 Alain Bonnet , Yamaha YZF R 6 / FRA

theoretical besttime: 1:37.466

Lap	Time	S1	S2	S3	Vmax	Lap	Time	S1	S2	S3	Vmax
1	1:43.318	27.262	44.646	31.410	214	8	1:38.350	23.666	43.558	31.126	201
2	1:38.106	23.467	43.885	30.754	205	9	1:38.350	23.612	43.601	31.137	210
3	1:38.360	23.568	43.884	30.908	201	10	1:37.899	23.471	43.545	30.883	208
4	1:38.917	23.414	43.985	31.518	203	11	1:37.475	23.313	43.403	30.759	210
5	1:37.972	23.527	43.695	30.750	204	12	1:38.259	23.528	43.905	30.826	210
6	1:38.231	23.574	43.706	30.951	213	13	1:37.853	23.422	43.666	30.765	207
7	1:38.337	23.423	43.568	31.346	212						



Yamaha R6-Dunlop-Cup

Sektorzeiten Rennen

69 Patryk Kosiniak , Yamaha YZF R 6 / POL

theoretical besttime: 1:38.024

Lap	Time	S1	S2	S3	Vmax	Lap	Time	S1	S2	S3	Vmax
1	1:44.401	27.711	45.200	31.490	190	8	1:38.366	23.872	43.635	30.859	208
2	1:40.289	23.913	44.941	31.435	204	9	1:39.046	23.740	43.972	31.334	208
3	1:39.421	23.708	43.961	31.752	206	10	1:38.700	23.702	43.858	31.140	208
4	1:39.691	23.846	44.306	31.539	212	11	1:38.448	23.680	43.612	31.156	209
5	1:39.126	23.786	43.947	31.393	205	12	1:38.298	23.709	43.706	30.883	207
6	1:38.730	23.830	43.813	31.087	205	13	1:38.789	23.876	43.485	31.428	206
7	1:38.738	23.699	43.898	31.141	210						

70 Robin Mulhauser , Yamaha YZF R 6 / SUI

theoretical besttime: 1:36.942

Lap	Time	S1	S2	S3	Vmax	Lap	Time	S1	S2	S3	Vmax
1	1:42.104	26.376	44.427	31.301	205	8	1:38.127	23.688	43.474	30.965	194
2	1:38.932	23.706	43.899	31.327	197	9	1:37.171	23.477	42.976	30.718	218
3	1:39.075	24.002	43.964	31.109	202	10	1:37.674	23.491	43.360	30.823	202
4	1:38.758	23.383	43.938	31.437	205	11	1:37.215	23.478	43.082	30.655	208
5	1:38.562	23.754	43.663	31.145	195	12	1:37.408	23.395	43.042	30.971	215
6	1:38.176	23.462	43.691	31.023	194	13	1:37.378	23.503	42.904	30.971	213
7	1:37.996	23.678	43.096	31.222	200						

73 Gerald Pfund , Yamaha YZF R 6 / AUT

theoretical besttime: 1:38.959

Lap	Time	S1	S2	S3	Vmax	Lap	Time	S1	S2	S3	Vmax
1	1:49.684	29.753	47.207	32.724	204	8	1:39.464	23.977	43.993	31.494	199
2	1:44.570	24.679	47.647	32.244	208	9	1:40.077	23.977	44.374	31.726	194
3	1:40.369	24.453	44.275	31.641	201	10	1:40.212	24.327	44.478	31.407	198
4	1:40.204	24.156	44.551	31.497	204	11	1:39.583	24.093	44.071	31.419	203
5	1:39.613	23.959	44.136	31.518	201	12	1:39.172	23.945	43.679	31.548	202
6	1:39.905	24.009	44.336	31.560	204	13	1:40.509	24.405	44.492	31.612	200
7	1:39.445	23.873	44.066	31.506	215						

77 Patrik Zupancic , Yamaha YZF R 6 / GER

theoretical besttime: 1:37.955

Lap	Time	S1	S2	S3	Vmax	Lap	Time	S1	S2	S3	Vmax
1	1:42.972	26.711	44.749	31.512	200	5	1:38.420	23.737	43.818	30.865	197
2	1:39.688	23.796	44.722	31.170	199	6	1:38.578	23.515	44.150	30.913	198
3	1:39.964	23.911	45.051	31.002	204	7	1:38.204	23.695	43.617	30.892	205
4	1:38.825	23.962	44.030	30.833	196	8	1:39.354	24.682	43.849	30.823	201

84 Ben Bollen , Yamaha YZF R 6 / BEL

theoretical besttime: 1:38.299

Lap	Time	S1	S2	S3	Vmax	Lap	Time	S1	S2	S3	Vmax
1	1:46.756	28.564	46.236	31.956	201	8	1:38.660	23.795	43.641	31.224	208
2	1:41.872	24.749	45.502	31.621	209	9	1:39.269	23.794	43.583	31.892	209
3	1:39.561	24.041	44.171	31.349	206	10	1:38.430	23.767	43.533	31.130	207
4	1:39.894	23.946	44.261	31.687	205	11	1:38.446	23.750	43.680	31.016	209
5	1:40.464	23.938	44.932	31.594	208	12	1:38.791	23.850	43.560	31.381	212
6	1:39.217	23.943	43.965	31.309	209	13	1:38.885	24.095	43.661	31.129	205
7	1:39.099	24.015	43.907	31.177	204						

86 Robert Neubert , Yamaha YZF R 6 / GER

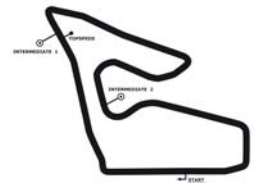
theoretical besttime: 1:39.411

Lap	Time	S1	S2	S3	Vmax	Lap	Time	S1	S2	S3	Vmax
1	1:51.317	30.899	48.032	32.386	177	8	1:39.826	24.099	44.129	31.598	196
2	1:41.321	24.261	45.546	31.514	191	9	1:40.044	23.887	44.210	31.947	201
3	1:40.373	24.202	44.608	31.563	189	10	1:40.347	24.122	44.644	31.581	204
4	1:40.947	23.987	45.330	31.630	197	11	1:40.615	24.272	44.643	31.700	186
5	1:39.849	23.944	44.266	31.639	198	12	1:40.058	24.163	44.233	31.662	198
6	1:39.668	24.144	44.066	31.458	195	13	1:40.696	24.409	44.675	31.612	199
7	1:39.749	23.966	44.250	31.533	199						

92 Marc Hepelmann , Yamaha YZF R 6 / GER

theoretical besttime: 1:41.179

Lap	Time	S1	S2	S3	Vmax	Lap	Time	S1	S2	S3	Vmax
1	1:50.739	30.539	47.404	32.796	189	8	1:42.119	24.641	44.918	32.560	203
2	1:43.799	24.898	46.225	32.676	192	9	1:42.118	24.849	44.995	32.274	198
3	1:41.179	24.555	44.545	32.079	196	10	1:42.958	24.787	45.500	32.671	198



Yamaha R6-Dunlop-Cup

Sektorzeiten Rennen

Lap	Time	S1	S2	S3	Vmax	Lap	Time	S1	S2	S3	Vmax
4	1:41.799	24.616	44.951	32.232	201	11	1:42.349	24.786	45.043	32.520	201
5	1:42.339	24.563	45.154	32.622	205	12	1:43.315	24.681	45.890	32.744	196
6	1:42.481	24.812	45.107	32.562	191	13	1:42.254	24.706	45.066	32.482	200
7	1:42.769	24.849	45.047	32.873	200						

96 Dominik Engelen , Yamaha YZF R 6 / GER

theoretical besttime: 1:37.879

Lap	Time	S1	S2	S3	Vmax	Lap	Time	S1	S2	S3	Vmax
1	1:48.410	29.084	47.197	32.129	193	8	1:38.152	23.860	43.396	30.896	198
2	1:40.727	24.077	44.981	31.669	197	9	1:38.305	23.668	43.315	31.322	202
3	1:39.654	23.907	44.571	31.176	195	10	1:39.245	23.874	43.896	31.475	198
4	1:39.512	23.926	44.363	31.223	198	11	1:38.738	23.846	43.623	31.269	204
5	1:38.740	23.803	43.805	31.132	208	12	1:38.551	23.822	43.505	31.224	206
6	1:38.890	23.851	43.915	31.124	202	13	1:39.357	23.737	44.331	31.289	207
7	1:39.027	23.806	44.281	30.940	208						

99 Michal Irzyk , Yamaha YZF R 6 / POL

theoretical besttime: 1:41.763

Lap	Time	S1	S2	S3	Vmax	Lap	Time	S1	S2	S3	Vmax
1	1:53.932	32.040	48.399	33.493	183	8	1:43.187	24.615	45.503	33.069	201
2	1:44.511	24.924	46.656	32.931	199	9	1:42.869	24.628	45.522	32.719	198
3	1:43.547	24.885	45.840	32.822	199	10	1:43.051	25.028	45.475	32.548	205
4	1:43.215	24.459	46.014	32.742	192	11	1:42.214	24.371	45.404	32.439	195
5	1:42.787	24.566	45.797	32.424	191	12	1:42.587	24.535	45.549	32.503	198
6	1:43.062	24.479	45.713	32.870	206	13	1:42.000	24.544	45.078	32.378	199
7	1:42.565	24.307	45.574	32.684	203						